


Lesson Schedule 5 Days Per Week

120 Lessons

30-60 Minutes per Lesson


WB=Workbook
Q=Questions


 BOOK 1	Day 1	Day 2	Day 3	Day 4	Day 5
Week 1 Chapter 1	Lesson Book 1 Read pp. 1-6 WB: p. 1 Q# 1-3 & 1-3 WB: p. 4 Verse	Lesson Book 1 Read pp. 7-14 WB: pp. 1-2 Q# 4-8 + Box WB: p. 4 Draw	Lesson Book 1 Read pp. 15-21 WB: p. 2 Q# 9-14	Lesson Book 1 Read pp. 22-24 WB: pp. 3-4 Compare & Contrast, Map	Activity Book: Pangaea Salt Dough Puzzle pp. 1-5
Week 2 Chapter 2 Volcanic Activity	Lesson Book 1 Pages: 25-28 WB: pp. 8-9 Q# 1-10 p. 8 Draw how basalts are formed WB: p. 9 Verse	Lesson Book 1 Pages: 29-34 WB: p. 9 Q#11 Activity Book: Gr. Cracker Plate Tectonics pp. 9-10 WB: p. 10	Lesson Book 1 Pages: 34-39 WB: p. 9 Q# 11-14 & p. 11 Q# 16-17	Lesson Book 1 Pages: 40-44 WB: pp. 11-12 Q# 18-26, Draw, Map Activity Book: Underwater Volcano p. 13	Activity Book: Playdough Layers of the Earth pp. 6-7 Worksheet p. 8
Week 3 Chapter 3 Mountains and Water	Lesson Book 1 Read pp. 45-46 paragraph 1 WB: p.13 Q#1, Draw eruption WB: p.16 Verse Activity Book: Matter & Balloon Exp. pp. 14-15	Lesson Book 1 Read pp. 46-51 Mudflows to Salamander WB: p. 13 Q# 2-9	Lesson Book 1 Read pp. 51-57 WB: p. 14 Q# 10-19 & p. 15 Draw rain shadow Activity Book: Rain Shadow Experiment p. 23	Lesson Book 1 Read pp. 57-64 WB: pp. 15-16 Q# 20-26, Map	Activity Book: Scientific Method and Volcanic Eruption Experiments pp. 16-22
Week 4 Chapter 4 Floods & Tsunami	Lesson Book 1 Read pp. 65-69 WB: p. 17 Q# 1-3 & 1/2 Matching Activity Book: Canyon Carving p. 24	Lesson Book 1 Read pp. 69-74 WB: pp. 17-18 Finish matching & Q# 5-8 WB: p. 19 Verse	Lesson Book 1 Read pp. 74-79 WB: p. 18 Q# 9-10 & p. 19 Map	Lesson Book 1 Read pp. 79-81 WB: p. 18 Q# 11-14 Activity Book: Tsunami Extension pp. 26-28	Activity Book: The Great Wave Watercolor Art pp. 29-35

	Day 1	Day 2	Day 3	Day 4	Day 5
<p>Week 5 Chapter 5 Northwest Coast Indigenous Peoples</p>	<p>Lesson Book 1 Read pp. 82-85 WB: p. 20 Q# 1-8 WB: p.22 Verse</p>	<p>We are talking about people on the coast. Today's lesson is about water and the water cycle.</p> <p>Activity Book: 1) Evaporation & Water Cycle pp. 36-40 2) Water Purification pp. 43-44</p>	<p>Lesson Book 1 Read pp. 85-91 WB: p. 21 Q# 9-16</p>	<p>Lesson Book 1 Read pp. 91-96 WB: pp. 21-22 Q#17-18; Q on p. 22</p>	<p>Activity Book: Popsicle Longhouse pp. 41-42</p>
<p>Week 6 Chapter 6 Indigenous Peoples</p>	<p>Lesson Book 1 pp. 97-103 WB: p. 23-24 Q# 1-7 Definitions p. 24 WB: p.25 Verse</p>	<p>Lesson Book 1 pp. 103-106 WB: pp. 23-24 Q# 8-11 Activity Book: Estuaries pp. 45-49</p>	<p>Lesson Book 1 pp. 106-109 WB: p. 24 Q# 12-13 p. 25 Map <i>A Whale Ashore</i> painting; look online for paintings by George Catlin</p>	<p>Lesson Book 1 pp. 110-113 WB: p. 24 Q# 14-15 Look at ch. 5 for Paul Kane paintings; Look for a video of the Olympic marmot</p>	<p>Activity Book: Longhouse on the Beach Watercolor pp. 50-51 OR Cree Octopus Bags pp. 52-55</p>
<p>Week 7 Chapter 7 Indigenous Peoples</p>	<p>Lesson Book 1 pp. 114-118 through Coast Salish WB: p. 26-27 Q# 1-7 WB: p.29 Verse</p>	<p>Lesson Book 1 pp. 118-124 Puget Sound Salish through Plateau Nations WB: p. 27-28 Q# 8-10</p>	<p>Lesson Book 1 pp. 124-128 WB: p. 28 Q# 11-12 Look for Paul Kane paintings in this chapter.</p>	<p>Lesson Book 1 pp. 129-133 WB: p. 28 Q# 13 Matching p. 29 Map</p>	<p>Activity Book: Cave Paintings and Petroglyphs pp. 56-63</p>
<p>Week 8 Chapter 8 Explorers</p>	<p>Lesson Book 1 pp. 134-138 through Spice Trade WB: p. 30-31 Q# 1-2, 3 (first 2), & 6 WB: p.31 Verse Find spices to smell: pepper, coriander, cinnamon, ginger, cumin</p>	<p>Activity Book: 1) Navigation pp. 64-66 2) Geographic Coordinates pp. 68-70</p>	<p>Lesson Book 1 pp. 138-144 Columbus to Further Exploration WB: p. 30 Q# 3 Finish matching</p>	<p>Lesson Book 1 pp. 144-148 Dutch Explorers to James Cook WB: p. 31 Q# 4-5</p>	<p>Activity Book: A Portuguese Polaris pp. 71-73</p>

**BOOK
1**

	Day 1	Day 2	Day 3	Day 4	Day 5
Week 9 Chapter 9 Fur Trade	Lesson Book 1 pp. 149-153 through Maritime Fur Trade WB: p. 32 Q# 1-5 WB: p.34 Verse	Lesson Book 1 pp. 153-158 Nootka Sound to Broughton WB: p. 32-33 Q# 6-12 Activity Book: Prepare Made Beaver Game	Lesson Book 1 pp. 158-160 End before D. Thompson WB: p. 33 Q# 13 Activity Book: Play Made Beaver Game	Lesson Book 1 pp. 160-166 WB: p. 33 Q# 14-16 pp. 34-35 Map	Activity Book: Clay Bas-Relief Sculpture pp. 74-75 OR Play Made Beaver Game
Week 10 Chapter 10 Lewis and Clark	Lesson Book 1 pp. 167-172 end with Seaman WB: p. 36 Q# 1-3; Matching 1st 4 WB: p.38 Verse	Lesson Book 1 pp. 172-177 end with Quiet Courage WB: p. 36-37 Q# 4 Finish matching; 5-7 WB: pp. 38-39 Map locations covered so far	Lesson Book 1 pp. 177-181 wild animals to Nez Perce WB: p. 36-37 Q# 4 Finish matching; 8-12 WB: pp. 38-39 Map locations covered so far	Lesson Book 1 pp. 181-186 Columbia to the end WB: p. 37 Q# 13-14 WB: pp. 38-39 Map locations covered so far	Activity Book: Little Dipper Lightbox pp. 77-85
Week 11 Chapter 11 Settlement Begins	Lesson Book 1 pp. 187-191 end with Fort Okanogan WB: p. 40 Q# 1-3 WB: p.42 Verse	Lesson Book 1 pp. 191-194 WB: pp. 40-41 Q# 4-14 WB: p. 42-43 Map locations covered so far	Lesson Book 1 pp. 195-199 end with Agriculture WB: p. 41 Q# 15-22 WB: p. 42 Map	Lesson Book 1 pp. 199-204 starting with Oregon City WB: pp. 41-42 Q# 23-25	Activity Book: Popsicle Stick Blockhouse pp. 86-87 OR Snoqualmie Pass Watercolor pp. 88-90
Week 12 Chapter 12 Missions	Lesson Book 1 pp. 205-209 end with In Search of Christianity WB: p. 44 Q# 1-5, Draw WB: p.46 Verse	Lesson Book 1 pp. 209-212 Red River to Wascopam WB: pp. 44-45 Q# 6-8	Lesson Book 1 pp. 212-218 Parker to Columbia Religion WB: p. 45 Q# 9-11	Lesson Book 1 pp. 218-223 starting with Misionary Beliefs WB: p. 46 Q# 12-13	Activity Book: Stained Glass Activity pp. 92-98
Week 13 Chapter 13 Oregon Trail	Lesson Book 1 pp. 224-228 end with Draft Animals WB: p. 47 Q# 1-10 WB: p.50 Verse	Lesson Book 1 pp. 228-229 Supplies-Coffee WB: p. 49 Q# 12-13 Activity Book: Hardtack p. 100	Lesson Book 1 pp. 229-236 WB: pp. 48-52 Q# Most of 11 & 14, Map locations Activity Book: Geysers p. 101	Lesson Book 1 pp. 237-243 WB: pp. 48-52 Q# Rest of 11 & 15-20, Draw, Map remaining locations	Activity Book: Popsicle Wagon Activity pp. 102-104

 BOOK 1	Day 1	Day 2	Day 3	Day 4	Day 5
Week 14 Chapter 14 Cultures Clash	Lesson Book 1 pp. 244-246 WB: pp. 53-54 Q# 1-7 & #9 Matching WB: p.56 Verse	Lesson Book 1 pp. 247-251 to Justification WB: p. 53-55 Q# 8 & 10-15	Lesson Book 1 pp. 251-256 Artist & Wagon Trains to Cayuse War WB: p. 55 Q# 16-21	Lesson Book 1 pp. 256-259 WB: p. 55-56 Q# 22-26 WB: p. 56 Map	Activity Book: Watercolor Mount Hood pp. 105-114

 BOOK 2	Day 1	Day 2	Day 3	Day 4	Day 5
Week 15 Chapter 15 Indian Wars	Lesson Book 2 pp. 1-5 to Trail of Tears WB: pp. 57-58 Q# 1-6 & #7 Matching 1-3 WB: p.60 Verse	Lesson Book 2 pp. 5-10 Rogue River Surrender to end of p. 10 WB: p. 58 Q# 7 Matching 4-7	Lesson Book 2 pp. 11-16 to Battle of Walla Walla WB: pp. 58-59 Q# 7 Matching & #8-12	Lesson Book 2 pp. 16-20 Indian Removal to chapter end WB: p. 59 Q# 13-18 WB: p. 60 Map	Activity Book: Invention of the Telegraph pp. 115-119 Telegraph Craft p. 117-118 OR Morse Code Jewelry p. 118
Week 16 Chapter 16 Wars and Transport	Lesson Book 2 pp. 21-26 to Civil War WB: p. 61 Q# 1-5 WB: p.64 Verse	Lesson Book 2 pp. 26-30 Snake Indians to end of p. 30 WB: p. 61-62 Q# 6-13	Lesson Book 2 pp. 31-36 WB: p. 62-63 Q# 14-22 Activity Book: Canal Locks Activity p. 120	Lesson Book 2 pp. 37-40 WB: p. 63 Q# 23-29 WB: pp. 64-65 Map	Activity Book: Paddlewheeler Activity pp. 121-122
Week 17 Chapter 17 Peace Policy	Lesson Book 2 pp. 41-45 to Missionary Societies WB: p. 66 Q# 1-6 WB: p.68 Verse	Lesson Book 2 pp. 45-48 Peace by Force to end of p. 48 WB: p. 66 Q# 7-11	Lesson Book 2 pp. 49-53 to first paragraph p. 53 WB: p. 67 Q# 12-19 WB: pp. 69 Map Flight	Lesson Book 2 pp. 53-56 WB: pp. 67-68 Q# 20-25 WB: pp. 69 Map Exile & Return	Activity Book: Chief Joseph Watercolor pp. 123-125
Week 18 Chapter 18 Tribal Sovereignty	Lesson Book 2 pp. 57-60 to Tribal Sovereignty Today WB: p. 70 Q# 1-4 WB: p.73 Verse	Lesson Book 2 pp. 60-64 Treaty Era Ends to end of p. 64 WB: p. 70-71 Q# 5-11	Lesson Book 2 pp. 65-69 to La Conner WB: p. 71-72 Q# 12-16 & 17 Matching 1-7 WB: p. 74 Map lesson locations	Lesson Book 2 pp. 69-74 La Conner to chapter end WB: p. 72-73 Q#17 Matching 8-10 & #17-23 WB: p. 74 Map	Activity Book: Mat Weaving Activity pp. 126-128

**BOOK
2**

	Day 1	Day 2	Day 3	Day 4	Day 5
Week 19 Chapter 19 Exports	Lesson Book 2 pp. 75-79 stop before Lumber WB: pp. 75-76 Q# 1-14 WB: p.78 Verse	Lesson Book 2 pp. 79-86 to Whaling; skip Matthew Maury section WB: pp. 75-76 Q# 15-21	Lesson Book 2 pp. 84-86 Matthew Maury WB: p. 76-77 Q# 22-24 WB: pp. 78-79 Map currents	Lesson Book 2 pp. 86-92 Locks to the chapter end WB: p. 77 Q# 25-34	Activity Book: Marble Run pp. 129-131
Week 20 Chapter 20 Water	Lesson Book 2 pp. 93-97 stop before Roosevelt WB: pp. 80-81 Q# 1-9 WB: p.83 Verse	Lesson Book 2 pp. 97-100 end with Camping; read National Parks Service WB: p. 81 Q# 10-11, #13-14, & 1st of #12 Matching	Lesson Book 2 pp. 100-105 end before Yakima Project WB: p. 81 Q# 12 (rest), 15-16, & 1st 3 of #17 Matching	Lesson Book 2 pp. 105-108 Yakima Project to chapter end WB: p. 82 Q# 17 (rest) WB: pp. 83-84 Map	Activity Book: The Lightbulb Extension pp. 132-136 Glowing Light Bulb Activity pp. 136-137
Week 21 Chapter 21 Fires of War	Lesson Book 2 pp. 109-111 end after first Big Burn paragraph WB: p. 85 Q# 1-5 Activity Book: Lightning pp. 138-142	Lesson Book 2 pp. 111-117 second Big Burn paragraph to Weeks Act WB: pp. 85-86 Q# 6-12 WB: pp. 88-89 Map Big Burn WB: p.88 Verse	Lesson Book 2 pp. 117-122 Forest Service Telephones to Airplanes WB: pp. 86-87 Q# 13-20	Lesson Book 2 pp. 123-127 WB: p. 87 Q# 21-28 Draw Airplane	Activity Book: Lightning Art pp. 143-146
Week 22 Chapter 22 World War II	Lesson Book 2 pp. 128-132 stop before New Deal WB: pp. 90-91 Q# 1-10 WB: p.93 Verse	Lesson Book 2 pp. 132-137 stop before Bridge of the Gods; Read Fish Ladders WB: pp. 91-92 Q# 11-21	Lesson Book 2 pp. 137-142 start with Bridge of the Gods WB: p. 92 Q# 22-25	Lesson Book 2 pp. 143-148 WB: p. 92-93 Q# 26-32 WB: p. 94 Map	Activity Book: Jazz Movement pp. 147-149 Jazz Acrylic Art pp. 150-153



	Day 1	Day 2	Day 3	Day 4	Day 5
Week 23 Chapter 23 Bombings	Lesson Book 2 pp. 149-153 WB: pp. 95-96 Q# 1-10 WB: p.99 Verse	Lesson Book 2 pp. 154-158 WB: pp. 96-97 Q# 11-21	Lesson Book 2 pp. 159-164 end with MAF WB: pp. 96-97 Q# 21-26	Lesson Book 2 pp. 164-169 American Indian Policies to chapter end WB: pp. 97-98 Q# 27-32 WB: p. 98 Map	Activity Book: Make a Periscope pp. 154-156
Week 24 Chapter 24 Space Race to the Present	Lesson Book 2 pp. 170-177 end before Hanford Site WB: pp. 100-101 Q# 1-8 Draw a Rocket WB: p.103 Verse	Lesson Book 2 pp. 177-184 Hanford to Wind Power WB: pp. 101-102 Q# 9-20	<p>NOTE: The story in this lesson is intense. Parents may wish to preview it before reading to children.</p> Lesson Book 2 pp. 184-188 end before 2020 Seattle Riots WB: pp. 102-103 Q# 21-23	Lesson Book 2 pp. 188-193 2020 Seattle Riots to chapter end WB: p. 103 Q# 21-23	Activity Book: Stem Challenge Straw Rockets pp. 157-160

OPTIONAL GOVERNMENT BONUS CHAPTER

Washington residents should complete this bonus chapter. It is optional for Idaho and Oregon residents. See pages 212-213 of Lesson Book #2 for details.

	Day 1	Day 2	Day 3	Day 4
State Government	Lesson Book 2 pp. 194-196	Lesson Book 2 pp. 198-200	Lesson Book 2 pp. 201-203	Lesson Book 2 pp. 204-207